

Introduction Argentina

In 1990 we began the work of God preaching the Word in the city of Trelew in the province of Chubut, a city near the coast. We were very few but though those who heard us were young, they were very enthusiastic to know the message of salvation.

Today we are not only in the city of Trelew but also in Puerto Madryn, the city of the whales. They have a lot of snow in the winter and beautiful lakes. We are also in Comodor Rivadavia, a city where they are extracting petroleum.

In Argentina the cities are very far apart and we have to travel 5-8 hours in areas that are very deserted and difficult. In the winter we encounter snow and ice, but this does not impede us from doing our work.

TABLE OF CONTENTS

Fact Page	8
Story	9
Memory Activity	10
Lesson	11
Game	12
Prayer	13
Activity	14

word of God.

Actually we are hoping to be able to expand the facilities of each of our churches. This will make it possible to have enough room for children and youth ministries. At this time ,few attend the weekly classes to help them understand the



ARGENTINA

Cuisine


Special meal—grilled meat—*asado*
 Special drink—Yerba Mate—
 Softdrink—Guarana;
 Quiche—Tarta; Sausage-chorizo
 Steak—steak; Sauce-chimichurri
 Stew—Locro
 Dessert—Dulce de Leche
 Can you match the item to the picture




First animated films were made in Argentina in 1917

Argentina is home to different kinds of animals

Four types of Camelids—Vicuna, Alpaca, Llama, Guanaco
 Many kinds of penguins—four are shown here Macaroni, Magellanic, Gentoo, Rock



National Office—Rose Palace



Cowboys are called gauchos and use bolas to catch animals

National sport is Pato—a mix of basketball and polo
 Popular sport is soccer
 National dance—Tango



Language Spanish

Famous People from Argentina,
 Che Guevara—revolutionist
 Maradona—football star
 Eva Peron—politics
 Gabriela Sabatini—tennis star



National: Bird—homero, Animal—Cougat, Flower—Ceibo

Religion—Catholic
 Largest Jewish community in South America



Children's Story

The testimony of Ricardo Ademir

How he accepted Jesús:

Fiver years ago, Ricardo Ademir, was a boy of 12 years who arrived at our Wesleyan Church accompanied by his mother and two brothers. They were boys suffering from an unknown disease that doctors were unable to find medical treatment for.

My wife Zoily started an evangelistic event for women and children called Waking Up with Christ. Ricardo Ademir's mother attended it with her boys and after sharing light refreshments and the Word Of God, all of them accepted Christ as their Lord and Savior. On the following day Ricardo Ademir and his Brothers were miraculously healed of the unknown disease.

As a result it helped others to accept Christ.:

Ricardo Ademir tells others of how he and his brother were healed by the power of God and how he received Jesus as his Lord and Savior.

How he is involved in the ministry of the church:

Ricardo Ademir is now a teacher of the Word of God in the Sunday School to children between 5-10 years old, after having received training for this. He is an active member of the Local Church and he belongs to the local evangelism and missions group, where his task is to teach the Word of God in the different preaching points and churches that have been planted recently. Also he, now at the age of 17, is studying at the local Bible Institute.







Memory Activity

Decode the verse using the Penguin code found in the resource section.



2:10,11



Bible Lesson

Jesus Heals a Paralytic

Read Mark 2:1-12

Boys and girls, think about what it would have been like to be inside that room with Jesus. The room was hot and crowded. But, you and many others were packed inside, thankful to be there, listening to Jesus' words and teaching. You might have felt sad for all those who still wanted to come inside, but there was just no more room – even the doorway was jammed with people.

And then, there were noises on the roof and you wondered what was happening. Next, pieces of dirt and dust and clay started falling on you! How would you have felt? (wait for answers) Maybe you would have thought that the house was falling down or there was an earthquake! Probably everyone in the room became worried.

In a few minutes you saw a mat being lowered to the floor. On the mat was a paralyzed man from the community. You knew him. You knew he could not walk. And then Jesus said the most amazing thing. He said that the man's sins were forgiven. How could that be? The Pharisees wondered the same thing, but Jesus knew what they were thinking. So, what did he say next? (wait for answers) Yes, He told the man to get up, pick up his mat, and go home.

Jesus not only had the power to forgive the man of his sins, because He **IS** God, but He also had the power to heal the man of his sickness. The man went into the room, from the roof, lowered on a mat – and he left the room walking...right out the front door!

Questions

1. How many men carried the paralyzed man to the roof?
2. What do you think about the men who carried the man to the roof, dug the hole, and lowered him in front of Jesus? What did Jesus think about the men? (Mark 2:5)
3. How do you think the man felt when Jesus said his sins were forgiven?
4. How do you think the man felt when Jesus told him to get up and go home?
5. Has Jesus forgiven you of your sins?
6. Have you, or somebody you know, been healed by Jesus?

Ball in the Air

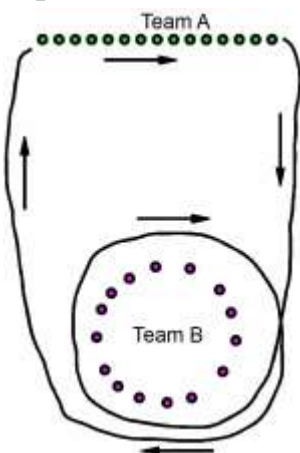
Ball in the Air is a popular indoor or outdoor game played in Argentina. You will need a playing area.

No. of players: Large groups. (Traditionally there are 30 players in two teams of 15, but you could have any number of players.)

Equipment: One soccer, volleyball or basketball

Aim: To be the team that makes the most passes.

1. To play Ball in the Air, players divide into two teams of equal size and ability. The members in Team A form a line along the boundary. Team B members form into a circle at the other end of the field with approximately one metre (one yard) between each player.
2. When the signal is given the members of Team A run as quickly as possible around Team B and back to the boundary line.



3. At the same time, Team B members start passing the volleyball backwards over their heads, from one player to the next. As each player catches the ball he must call out the number of the pass. For example, as the second player of Team B catches the ball she calls out 'one', the next player calls out 'two' as he catches the ball, and so on.
4. After completing one loop (every player running completely around Team B), Team A members race back to the boundary line. When the last player crosses over the line they all yell out "Stop!"
5. Team B completes the pass it is doing and then stops passing the ball. They record the number of passes they completed.

Game Time

Time for Prayer

1. Pray that God would send renewed strength and a strong testimony about Jesus Christ.
2. Pray that God will raise up strong workers committed to doing His work.
3. Pray that God will supply the resources needed for expansion of the church.
4. Pray that God would encourage the pastors and their families as they continue in the work.

Activity






















Activity

Drama

Have the children act out the story of the paralytic from Mark 2:1-12. You can even divide into groups and have each group present the story.

A small child or doll can be placed on a sheet, mat or other surface to represent the paralytic.

Penguin Code

A = 	B = 	C = 
D = 	E = 	F = 
G = 	H = 	I =  J
K = 	L = 	M = 
N = 	O = 	P =  Q
R = 	S = 	T = 
U =  V	W = 	Y = 

A– African B - Blue C - Chatham D - Adelie E – Emperor F - Fiordland
 G - Galapagos H - Humboldt I - Chinstrap K - King L - Leaping M - Macaroni
 N - Northern Rockhopper O - Eastern Rockhopper P - Baby R - Royal
 S - Snares T - Erect Crested U - Unknown W - Western Rockhopper
 Y - Yellow-eyed