

Introduction—Czech

CZECH REPUBLIC—A church has been established in Brno and a church planting effort in Prague. Ministries include: English classes, skill classes, and sports. A door of teaching English has opened into the public schools. Evangelism is occurring through friendship building, class contacts and sports.

INSIDE THIS LESSON

Fact Sheet	24
Story	25
Memory Verse	27
Lesson	28
Game	29
Prayer Time	30
Activity Page	31



Czech



National Flag
Czech Coat of



Religion
Atheism
Roman Catholic


Czechoslovakia was established on October 28, 1918 after WWI, the Czech Republic had a peaceful separation with Slovakia known as the “Velvet Divorce” and became its own country January 1, 1993.




Money: Czech
Koruna 17= \$1



Favorite Sports



Common meals: bread dumplings and pork with brown gravy or fried meat and potatoes with cabbage.



There are over 2000 castles, palaces, and castle ruins in Czech.
How many castles can you find?

Population is 10,675,000 people.
Prague, Czech Republic is the capital. It's population is 1,288,000 people. Brno is the second largest

Custom
Use your fork and knife when eating



Custom
Change your shoes from “outdoor” shoes to indoor shoes or slippers



Hobbies—

walks in the forest,



Visiting family




Famous People from Czech:

Gregor Mendel –

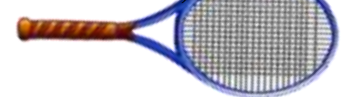


father of genetics,

Otto Wichterle and Drahoslav Lim – invented contact lenses,



Czech tennis champion Martina Navratilova.



composer Antonin Dvorak,



Ray Kroc – started the McDonalds franchise in the USA.



On Christmas evening (December 24 th) the Christmas tree gets decorated and then Baby Jesus brings presents and rings a bell when he leaves.

Children's Story

Magda and Matyas Spurny

In the Czech Republic, the month of May has been significant for Magda and Matyas Spurny. They are brother and sister. They both attend church and believe in God. Their dad is a policeman, and their mom is a language teacher. In the year 2009, Magda, age 5 and a friend went missing from school. The class had gone on their daily walk, but by the time the teacher noticed anyone missing, Magda and her friend had been gone for 10 minutes. If that wasn't bad enough, the kids in the school said that a grandma took the girls. It wasn't the right time for any family members to pick up the kids from school. This started a frenzy of activity. The school called the police and both moms. Zora, Magda's mom, started a search party and sent text messages to many of her friends. We didn't know where the girls would have gone by themselves, and were scared that someone had indeed taken them. A group of us from the church started praying for a miracle. We knew that it would take God to help find the two little girls.

Fast forward one year on the same day in May. Matyas, age 8, the big brother of Magda, was at his sports club with his dad. He'd had a bad day and didn't want to be there. Tomas, Matyas' dad, told him to go out of the gym. So, Matyas left. Tomas went to check on Matyas in the locker room 30 minutes later when he discovered that he wasn't anywhere to be found. Tomas called Zora at home and she hadn't seen or heard from Matyas either. Zora again wrote text messages and once again, a group of us from church started to pray. Many of us remembered what happened with Magda just one year earlier. Where would the 8 year old have gone? The gym was across town from his apartment. And, when there are 500,000 people in the city, across town is a long ways!

So what happened to the kids? Could God help us find them? Have you ever prayed for someone or something and wondered if God could answer your prayer? I know I have! But, in God's word, in Mark 10:27, it says, "Jesus looked at them and said, "With human beings this is impossible, but not with God; all things are possible with God." We knew that we wouldn't be able to find these kids without God's help. We prayed and prayed and waited for God to answer.

Children's Story

Magda and Matyas Spurny—p. 2

The rest of the story: A couple of hours after Magda went missing, hundreds of prayers were prayed. And, God answered. A school about 15 minutes away called the police about two little girls that no one knew playing in their playground. The police then took Zora over to the school where she found Magda and her friend. Magda and her friend had decided that they wanted to go on a treasure hunt. However, without an adult, they got lost quickly and then just looked for a playground to play. This story had with a happy ending. Magda hasn't tried to leave the school since that day without waiting for her parents to be with her. And what about Matyas? He left the gym, passed the locker room, and kept on going. He walked and walked and walked. Just when Zora was ready to call the police, Tomas decided to drive toward home. He understood God telling him that all would be ok and to just head home. At the same time Tomas parked the car and went toward his apartment building, there was Matyas! God protected him and guided him all the way home. What seemed impossible, God made possible!

Memory Verse

Mark 10:27

Jesus looked at them and said, “With man this is impossible, but not with God; all things are possible with God

You will need papers, markers, glue or scotch tape, for each child, an empty can (from canned soups, vegetables, etc).

The papers should be measured to fit around the can (see resource section p. 115 for example). Each child will write the memory verse on the paper and decorate it. Then, they will cover the can with the paper and glue or tape it. Encourage them to put the can in their room and put their pencils, markers or crayons in it. It will remind them that they

can do anything with God’s help. Have them repeat the verse several times, and take turns saying it.



Bible Lesson

The God of the Impossible

Matthew 14:22-33 Jesus Walks on the Water

Ask the children to listen to the story from Matthew as you read it. Then, have the children act out the story, using a narrator and actors.

Talk about the key points of the story:

- a. God made the world and is over the world
- b. God has the power to do anything
- c. With God, nothing is impossible

To illustrate walking on water, you may try this Floating Egg Trick. You will need one normal-sized glass of water, 4 large spoonfuls of salt, 1 raw egg.

- a. Ask the children if they think the egg will float in a plain glass of water. (it will not)
Ask them what materials do float. (twigs, oil, paper, etc.)
- b. Put the egg in a plain glass of water. It sinks.
- c. Take the egg out of the water. Add the 4 spoonfuls of salt and mix it well.
- d. Tell the children that adding salt to the water is like praying that God will help, even in situations that seem impossible.
- e. Ask the children again if they think the egg will float.
- f. Put the egg in the water (it floats.)

This is a trick using salt water; but a good visual example of how God works in impossible situations (the sinking egg) when we ask Him for help (adding the salt).

Directions:

1. All of the kids must stand in a circle.
 2. Pick one child to stand in the middle.
 3. Each child picks an animal and makes up a gesture that the animal would do. (for example, a monkey might scratch their arm pits or a lion might shake their head, etc)
 4. Show everyone in the circle that gesture, including the person in the middle.
 5. Pick one child to start.
 6. The person in the middle closes his eyes for 5 seconds and counts out loud.
 7. The child that begins does **HIS** gesture, then **SOMEONE ELSE's gesture**.
 8. The child whose gesture was done -does his gesture and **then someone else's gesture to pass being "it"**. (each person who is "it" does two gestures—his and someone else's)
 9. The goal is to do the gestures without being seen by the child who is in the center.
 10. Continue doing this as fast or as slow as is desired.
 11. The child in the middle looks around the circle trying to **figure out who is "it"**. (other players can be distracting to the person in the middle—as long as it is not an animal gesture. Examples: yawning, putting up hands to stretch, etc)
 12. **The child in the middle must touch the child who is "it"**.
 13. After the child in the middle touches/tags the child who is it, the person who is caught goes into the middle and the game begins again.
- Optional: Other variations require the person in the middle to say the name of the person who is it instead of touching them.

Game Time

Time for Prayer

1. For Czech pastors and church leaders to be encouraged and hopeful as they grow in leading the new churches.
2. For new churches to be planted in the **many areas of Czech where they don't** have any.
3. For people to realize their spiritual need and seek to know God.
4. For the ministry outreaches of teaching English, playing sports, camps, and serving young families.
5. For the missionary staff and children as they learn the Czech language and reach **out to those who don't know Jesus.**

Activity

C t i v i t y

Read the clues to help unscramble the words:

gaadm	_____	(little girl in the story)
ssbleiop	_____	(with God all things are _____)
retaw	_____	(Jesus walked on _____)
anukor	_____	(Czech money)
gaurep	_____	(capital city of Czech)
mtasya	_____	(little boy in the story)
0:k17ra2m	_____	(Bible verse reference)
eetrp	_____	(he walked on the water to meet Jesus)
dsugmnpil	_____	(a common Czech food)
sscalet	_____	(there are many of these in Czech)

Below, draw a castle on a mountain with 4 doors, 10 windows and 2 towers.

